

Manual Swimrankings

Lifesaving BELGIUM
v19.1.0 | 26/04/2019



Version

Date	Version Adjustments	
26/04/2019	19.1.0 First version	Piet Vanneste

Thanks to:

Sue Baxter-Winch of RLSS Australia, Thijmen Stams and Adrienne van den Aardweg of Reddingsbrigades Nederland for their input in creating this document.

Denis Ulweling for translation into French.

Currently, adjustments are being made to the lifesaving program by the Splash developer. Make sure you always use the latest version of the manual and software.

Table of content

- Version..... 2
- Table of content 3
- 1. Introduction 4
 - 1.1. Why swimrankings..... 4
- 2. Available info on swimrankings 4
 - 2.1. Website..... 4
 - 2.2. Calendar 4
 - 2.3. Registrations..... 5
 - 2.3.1. Sign Up..... 5
 - 2.3.2. Selecting competition and club 7
 - 2.3.3. Entering athletes 8
 - 2.3.4. Entries by athletes 9
 - 2.3.5. Entries for relays 10
 - 2.3.6. Reports of your registration..... 12
 - 2.4. Passing your registrations on to the organizer 12

1. Introduction

1.1. Why swimrankings

Registration for competitions is done via a specific XML protocol (LENEX) so that the registrations, as passed on by a club, can be correctly read into the competition files.

For those who do not have Team Manager to put the registrations in the file, the website swimrankings is a good choice.

This website provides an interface for entering registrations, and forwards them automatically to the race secretariat.

Since Entry Editor is a product that is not further supported, this site offers a worthy alternative.

2. Available info on swimrankings

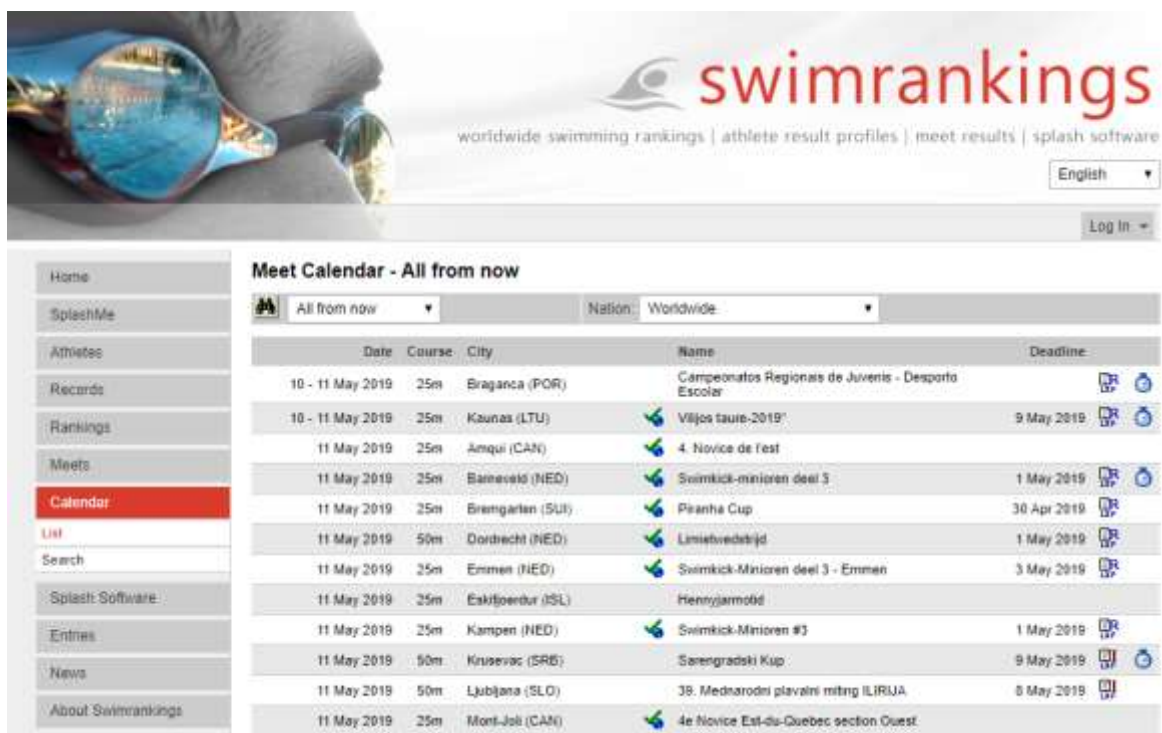
2.1. Website

Swimrankings can be found at <https://www.swimrankings.net>

2.2. Calendar

The online calendar of upcoming and past matches.

You can consult the lenex file, results or other information.

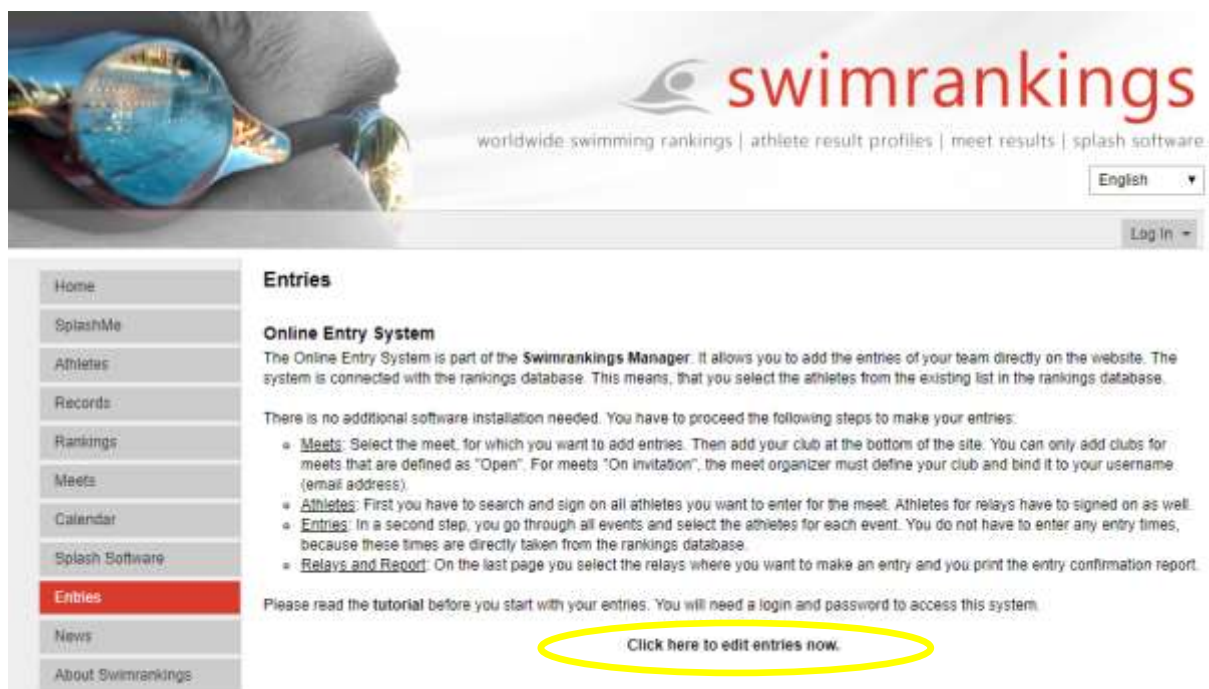


The screenshot shows the swimrankings website interface. At the top, there is a logo for 'swimrankings' with the tagline 'worldwide swimming rankings | athlete result profiles | meet results | splash software'. Below the logo, there is a language dropdown menu set to 'English' and a 'Log In' button. The main content area is titled 'Meet Calendar - All from now' and features a table of upcoming meets. The table has columns for Date, Course, City, Name, and Deadline. The left sidebar contains navigation links: Home, SplashMe, Athletes, Records, Rankings, Meets, Calendar (highlighted), Lenex, Search, Splash Software, Entries, News, and About Swimrankings.

Date	Course	City	Name	Deadline
10 - 11 May 2019	25m	Braganca (POR)	Campeonatos Regionais de Juvenis - Desporto Escolar	
10 - 11 May 2019	25m	Kaunas (LTU)	Vilijos taure-2019*	9 May 2019
11 May 2019	25m	Amqui (CAN)	4. Novice de l'est	
11 May 2019	25m	Barnesveld (NED)	Swimkick-Minioren deel 3	1 May 2019
11 May 2019	25m	Bremgarten (SUI)	Piranha Cup	30 Apr 2019
11 May 2019	50m	Dordrecht (NED)	Limebvedstijd	1 May 2019
11 May 2019	25m	Emmen (NED)	Swimkick-Minioren deel 3 - Emmen	3 May 2019
11 May 2019	25m	Eskibeograd (ISL)	Hennyjarmotid	
11 May 2019	25m	Kampen (NED)	Swimkick-Minioren #3	1 May 2019
11 May 2019	50m	Kinisevac (SRB)	Sarogradski Kup	9 May 2019
11 May 2019	50m	Ljubljana (SLO)	38. Mednarodni plavalni miting ILIRIJA	8 May 2019
11 May 2019	25m	Mont-Joli (CAN)	4e Novice Est-du-Quebec section Ouest	

2.3. Registrations

Registrations can be entered via a secure environment.

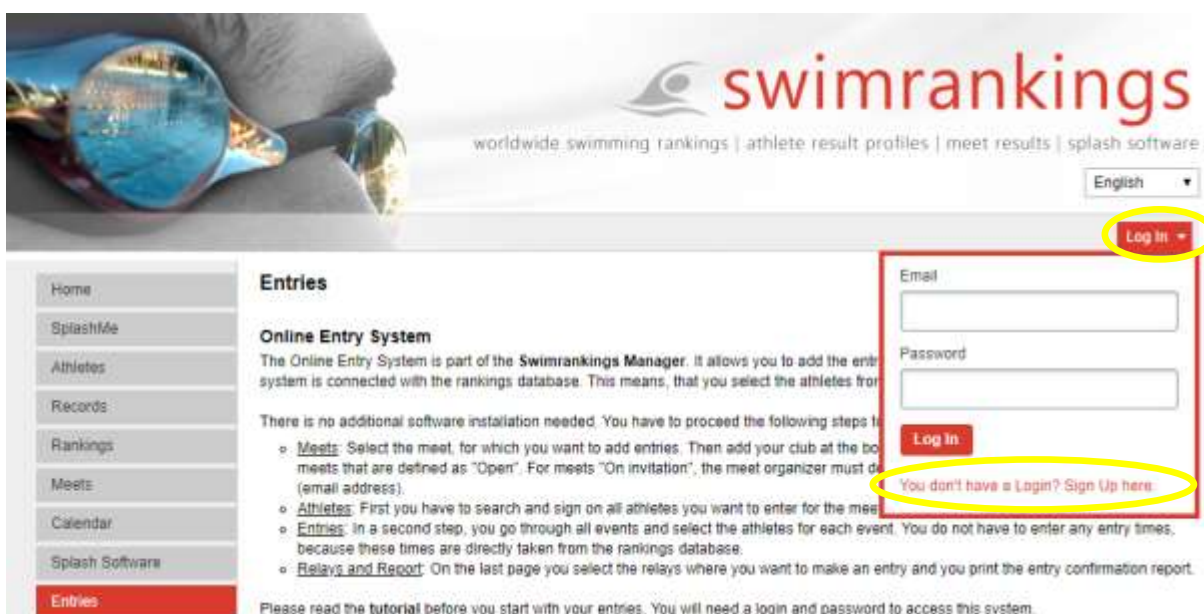


The screenshot shows the swimrankings website interface. The header includes the logo and navigation links. The main content area is titled 'Entries' and describes the 'Online Entry System'. A yellow circle highlights the text 'Click here to edit entries now.' which is a link to the swimranking manager.

Choose the link above, circled in yellow, to go to the swimranking manager.

2.3.1. Sign Up

If you do not yet have a log In on the manager, you can create it here.



The screenshot shows the swimrankings website interface with a login form. A red box highlights the 'Email' and 'Password' input fields and the 'Log In' button. A yellow circle highlights the 'Log In' button and the text 'You don't have a Login? Sign Up here.' which is a link to the sign-up page.

[Log In](#) ▾

Email

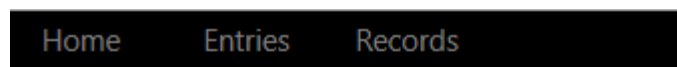
Re-enter Email


Password

Re-enter Password

By clicking Sign Up, you agree to our [Terms](#) and that you have read it.

After creating a new Log In you can Sign In.



Sign In 

Username

Password

 Stay signed in

Forgotten your password?
You don't have a login? Sign up here.

After registering you will arrive at a sober website.



Welcome to the Swimrankings Manager.
Please select a module in then top menu bar.

Last login: 16.5.2019 11:39

2.3.2. Selecting competition and club

After registering, choose the option Entries:

The screenshot shows the 'Available meets for entries' section of the Swimrankings Manager. It includes a table with columns for Date, Course, City (Water), Meet Name, Deadline, and Entry Type. Below the table is a 'Select club:' field and three buttons: 'Add', 'Edit', and 'Delete'. The 'Add' button is circled in yellow.

My Clubs	Date	Course	City (Water)	Meet Name	Deadline	Entry Type
-	1. - 2.6.2019	50m	Porto (POR)	35 International Swimming Meeting Porto	17.5.2019	Open
-	2.6.2019	25m	Keila (EST)	Arena Keila Cup XVIII	28.5.2019	Open
-	9.6.2019	50m	Rodange (LUX)	International Swim Cup	31.5.2019	Open
-	9.6.2019	50m	Setúbal (POR)	Torneio Internacional de Masters 2019	30.5.2019	Open
-	9.6.2019	25m	Tallinn (EST)	Lotte Cup	4.6.2019	Open
-	13.6.2019	25m	Santa Marta Penaguiao	Festival Nordeste e Nadar III	7.6.2019	Open
-	14. - 16.6.2019	50m	Kranj (SLO)	Odpriro prvenstvo Slovenije in MM Kranj	11.6.2019	Open
-	15. - 16.6.2019	50m	Barcelona (ESP)	Trofeu Internacional Ciutat de Barcelona	28.5.2019	Open
-	15. - 16.6.2019	50m	Gerlafingen (SUI)	58. Eichholz-Cup	3.6.2019	Open
-	15. - 16.6.2019	50m	Povoa de Varzim (POR)	Torneio da ANHP - infantis	3.6.2019	Open
-	22.6.2019	50m	Langenthal (SUI)	16. Holiday Trophy	16.6.2019	Open
-	22. - 23.6.2019	50m	Beograd (SRB)	XVIII Medjunarodni plivački miting "Trofej Beograd	20.6.2019	Open
-	22. - 23.6.2019	25m	Santa Marta de Penagu	IV. Torneio Master do Douro Vinhateiro - Patrimo	14.6.2019	Open
-	19. - 29.6.2019	50m	Kamnik (SLO)	18. Mednarodni miting Veronika	26.6.2019	Open
-	29.6.2019	25m	Keila (EST)	Euronics Junior Keila Cup V	25.6.2019	Open
-	29.6.2019	OW	Mentalegre (POR)	Campeonato Nacional AA de Verão 50m - Categori	19.6.2019	Open
-	27. - 30.6.2019	50m	Lancy (SUI)	Sommer-Schweizermeisterschaft	18.6.2019	Open
-	29. - 30.6.2019	25m	Amsterdam (NED)	Speedo Fast Water Meet	19.6.2019	Open
-	29. - 30.6.2019	25m	Porto (POR)	Torregri 3 - Cadetes A-B	17.6.2019	Open
-	6. - 7.7.2019	50m	Famalicao (POR)	Campeonatos Regionais de Infantis PL	24.6.2019	Open
-	6. - 7.7.2019	OW	Oostende (BEL)	FILCOW, Flanders International Lifesaving Compet	10.6.2019	Open
-	13. - 14.7.2019	50m	Rappenheim (GER)	International Bavarian Masters Championship 2019	5.7.2019	Open
-	13. - 14.7.2019	50m	Povoa de Varzim (POR)	Campeonatos Regionais de Juvenis, Absolutos e ol	26.6.2019	Open
-	20.7.2019	25m	Penafiel (POR)	Encontro Teoricas Combinadas - Cadetes B-C	8.7.2019	Open
-	17. - 21.7.2019	50m	Basel (SUI)	Swiss Junior and Youth Championships	8.7.2019	Open
-	18. - 21.7.2019	50m	Rajungos de Monsar	XO Portuguese Summer Masters Championships	5.7.2019	Open
-	1. - 4.8.2019	50m	Funchal (POR)	Portuguese OPEN and Youth National Champions	22.7.2019	Open
-	7. - 8.9.2019	OW	Wilhelminadorp - Vliss	Ganzetrek & Kanaalrace	3.9.2019	Open
-	15.8.2019	OW	Maastricht - Eijsden (N)	Maastricht Open Water Event	10.9.2019	Open

Choose the Competition, and choose the club from the list, or if it doesn't exist, click "Add" for a new club.

Name:

Nation:

Try to reassign to club in swimrankings.net database

Edit Club - NEW
✕

Code:

Name:

Nation:

Try to reassign to club in swimrankings.net database

Contact Address:

Name:

Street:

ZIP, City:

Phone:

Email:

Save as defaults for future meets

Enter the details of the club as completely as possible:

Your club is added to the list and selected in the system. Next to the competition, 'One' appears as an indication that you are registering 1 club.

One	6. - 7.7.2019	OW	Oostende (BEL)	FILCOW: Flanders International Lifesaving Comp
-----	---------------	----	----------------	--

Select club: name of your club appears.

2.3.3. Entering athletes

Choose the option athletes in the menu at the top left side of the screen.

Home
Entries
Records

Meets

Athletes

Entries by Athlete

Entries by Event

Relays

Reports

You can enter the various athletes via the Add button.
 - Athletes (- Men, - Women)

Add

Enter the details as completely as possible:

Pay attention when entering birth dates: this must always be done in the following format: dd.mm.yyyy - dots between zones- always 2 digits for day or month

eg: May 7, 2001 is 07.05.2001

Edit Athlete - NEW ✕

Lastname:

Firstname:

Name prefix:

Birthdate:

Gender:

Nation:

Try to reassign to athlete in swimrankings.net

Registration ID:

Registration ID: If known, enter the personal membership number from the federation here, otherwise you can leave it empty.

Repeat this for every athlete

2.3.4. Entries by athletes

Choose your swimmer at the top. The events will be appear automatically, based on age and gender.

Please note: make sure you indicate the correct age group indicated in the age column. Make sure to register for the correct events.

Ev #	Distance, Stroke	Age gr.	Day/S#		EXH	Entry Time	Qual. 50m	Qual. 25m
316	Surf Race	40 +	1 / 1	<input type="checkbox"/>	<input type="checkbox"/>	NT		
326	Board Race	40 +	1 / 1	<input type="checkbox"/>	<input type="checkbox"/>	NT		
334	Surf Ski Race	15 +	2 / 4	<input type="checkbox"/>	<input type="checkbox"/>	NT		
336	Surf Ski Race	40 +	2 / 4	<input type="checkbox"/>	<input type="checkbox"/>	NT		
346	Ocean Man/Woman	40 +	2 / 4	<input type="checkbox"/>	<input type="checkbox"/>	NT		
356	Beach Flags	40 +	2 / 3	<input type="checkbox"/>	<input type="checkbox"/>	NT		
366	70m Beach Sprint	40 +	2 / 6	<input type="checkbox"/>	<input type="checkbox"/>	NT		
376	1000m Beach Run	40 +	2 / 3	<input type="checkbox"/>	<input type="checkbox"/>	NT		

Mark the check mark in the events for which you are registering.
 If the participation takes place outside of competition, the flag EXH must also be indicated.

For events with registration time, the entry time must be specified. Leave NT if someone registers without time.

Ev #	Distance, Stroke	Age gr.	Day/S#		EXH	Entry Time	Qual. 50m	Qual. 25m
316	Surf Race	40 +	1 / 1	<input checked="" type="checkbox"/>	<input type="checkbox"/>	NT		
326	Board Race	40 +	1 / 1	<input checked="" type="checkbox"/>	<input type="checkbox"/>	NT		
334	Surf Ski Race	15 +	2 / 4	<input type="checkbox"/>	<input type="checkbox"/>	NT		
336	Surf Ski Race	40 +	2 / 4	<input checked="" type="checkbox"/>	<input type="checkbox"/>	NT		
346	Ocean Man/Woman	40 +	2 / 4	<input checked="" type="checkbox"/>	<input type="checkbox"/>	NT		
356	Beach Flags	40 +	2 / 3	<input checked="" type="checkbox"/>	<input type="checkbox"/>	NT		
366	70m Beach Sprint	40 +	2 / 6	<input checked="" type="checkbox"/>	<input type="checkbox"/>	NT		
376	1000m Beach Run	40 +	2 / 3	<input checked="" type="checkbox"/>	<input type="checkbox"/>	NT		

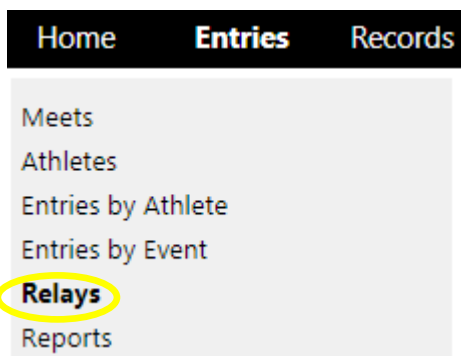
Entry time can be entered without punctuation marks in the form mmssh. Leading zeros can be omitted.

Don't forget to press Save before selecting another athlete.

If you get an error like the one below, be sure to check the overview that you can request via the description in 2.3.6.



2.3.5. Entries for relays



Choose "Add" to add teams.

Edit Relay Entry - NEW ✕

Event / Agegroup: **4.11. Dames, Ocean Man/Woman Relay - 10 - 14 jaar** ▼

Gender: **Women** ▼

Team Number:

Entry Time:

Relay Swimmers:

#	Lastname, Firstname	Birthdate	Age		
1					
2					
3					
4					

Select the right event in the yellow circle above.

Enter your team number and the registration time if necessary.

By double clicking on the line of a participant you get an overview of who is eligible according to the system. You first have to add all the athletes in order to be able to select them. Also if they don't compete individually.

Select Meet Athlete ✕

Lastname, Firstname	Birthdate	Age		
---------------------	-----------	-----	--	--

Double-click the swimmer to transfer it to the previous screen.

2.3.6. Reports of your registration

Via the entries by athlete button you get a pdf overview of the individual registration made.



You do not have to send a lenex file to the organizer. In addition, you will have to send an information sheet or other requested data via email to the organizer.

This tool only replaces the lenex registration.

It is advisable to send an email to the organizer to indicate that the registration via swimrankings was entered. This way you avoid communication problems that it was not noticed that your club registered.

2.4. Passing your registrations on to the organizer

You do not have to send a lenex file to the organizer. In addition, you will have to send an information sheet or other requested data via email to the organizer.

This tool only replaces the lenex registration.

It is advisable to send an email to the organizer to indicate that the registration via swimrankings was entered. This way you avoid communication problems that it was not noticed that your club registered.